

Item description

According to EN 61984, pluggable connectors without current interrupting capacity shall not be mated and unmated when live or under load.

Data

Electrical data

Ratings per IEC/EN 60664-1

Rated voltage (III / 3)	500 V
Rated impulse voltage (III / 3)	6 kV
Rated current	13.5 A

Approvals per UL 1059

Rated voltage UL (Use Group B)	300 V
Rated current UL (Use Group B)	15 A
Rated voltage UL (Use Group C)	300 V
Rated current UL (Use Group C)	15 A
Rated voltage UL (Use Group D)	300 V
Rated current UL (Use Group D)	15 A

Approvals per CSA

Rated voltage CSA (Use Group B)	300 V
Rated current CSA (Use Group B)	10 A
Rated voltage CSA (Use Group C)	300 V
Rated current CSA (Use Group C)	10 A

Connection data

Connection technology	Push-in CAGE CLAMP®
Actuation type	Open Tool Slot Push-in
Connectable conductor materials	Copper
Nominal cross section	1 mm ²
Solid conductor	0.14 ... 1.5 mm ² / 24 ... 16 AWG
Solid conductor, push-in termination	0.5 ... 1.5 mm ² / 20 ... 16 AWG
Fine-stranded conductor	0.14 ... 1.5 mm ² / 24 ... 16 AWG
Strip length	9 ... 11 mm / 0.35 ... 0.43 inch
Note (conductor cross-section)	Depending on the conductor characteristic, a conductor with a smaller cross section can also be inserted via push-in termination.
No. of poles	8
Total number of connection points	16
Total number of potentials	8
Type of wiring	Front-entry wiring

Geometrical Data

Width	28.7 mm / 1.13 inch
Height	40.5 mm / 1.594 inch
Depth	25 mm / 0.984 inch
Module width	3.5 mm / 0.138 inch

Mechanical data

Marking level	Side marking
---------------	--------------

Plug connection

Contact type (pluggable connector)	Female connector/socket
Connector connection type	for conductors

Material Data




Color	gray
Insulating material	Polyamide 66 (PA 66)
Fire load	0.368 MJ
Weight	22.16 g

Commercial data





Product Group	18 (X-COM-System)
Country of origin	DE
GTIN	4045454855307
Customs Tariff No.	85366990990

Approvals / Certificates



Country specific Approvals

Logo	Approval	Additional Approval Text	Certificate name
	CCA DEKRA Certification B.V.	EN 60947	NTR NL 7617
	CSA DEKRA Certification B.V.	C22.2 No. 158	2516073
	CSA DEKRA Certification B.V.	C22.2 No. 158	2516073

Ship Approvals



Logo	Approval	Additional Approval Text	Certificate name
	ABS American Bureau of Shipping	EN 60947	14- HG1293677- PDA
	BV Bureau Veritas S.A.	EN 60947	38586/A0 BV
	DNV GL Det Norske Veritas, Germanischer Lloyd	-	TAE00001V2
	LR Lloyds Register	EN 60947	91/20112 (E9)

UL-Approvals

Logo	Approval	Additional Approval Text	Certificate name
	UL UL International Germany GmbH	UL 1059	E45172
	UL Underwriters Laboratories Inc.	UL 1059	E45172

Compatible products

Locking lever

	Item no.: 2022-151 Locking lever; can be snapped on 1-conductor female plugs; 2 poles and more	2022-151
	Item no.: 2022-152 Locking lever; can be snapped on 1-conductor female plugs; 2 poles and more	2022-152

Protective Warning Marker



Item no.: 2000-115
Protective warning marker; with high-voltage symbol, black; for 5 terminal blocks

2000-115

Strain relief plate



Item no.: 734-329
Strain relief plate

734-329

tools



Item no.: 210-647
Operating tool with partially insulated shaft; Blade (2.5 x 0.4) mm; short

210-647



Item no.: 210-648
Operating tool with partially insulated shaft; Blade (2.5 x 0.4) mm; short; angled

210-648



Item no.: 210-719
Operating tool with partially insulated shaft; Type 1, blade (2.5 x 0.4) mm

210-719

Marking accessories



Item no.: 2009-113
WMB-Inline; for Smart Printer; on reel; plain; snap-on type

2009-113



Item no.: 2009-113/000-002
WMB-Inline; for Smart Printer; on reel; plain; snap-on type

2009-113

/000-002



Item no.: 2009-113/000-005
WMB-Inline; for Smart Printer; on reel; plain; snap-on type

2009-113

/000-005



Item no.: 2009-113/000-006
WMB-Inline; for Smart Printer; on reel; plain; snap-on type

2009-113

/000-006



Item no.: 2009-113/000-007
WMB-Inline; for Smart Printer; on reel; plain; snap-on type

2009-113

/000-007



Item no.: 2009-113/000-012
WMB-Inline; for Smart Printer; on reel; plain; snap-on type

2009-113

/000-012



Item no.: 2009-113/000-017
WMB-Inline; for Smart Printer; on reel; plain; snap-on type

2009-113

/000-017



Item no.: 2009-113/000-023
WMB-Inline; for Smart Printer; on reel; plain; snap-on type

2009-113

/000-023



Item no.: 2009-113/000-024
WMB-Inline; for Smart Printer; on reel; plain; snap-on type

2009-113

/000-024



Item no.: 793-3501
WMB marking card; as card; plain; snap-on type

793-3501

ferrule

Item no.: 216-241



Ferrule; Sleeve for 0.5 mm² / 20 AWG; insulated; electro-tin plated; electrolytic copper; gastight crimped; acc. to DIN 46228, Part 4/09.90

216-241

**Item no.: 216-242**

Ferrule; Sleeve for 0.75 mm² / 18 AWG; insulated; electro-tin plated; electrolytic copper; gastight crimped; acc. to DIN 46228, Part 4/09.90

216-242

**Item no.: 216-243**

Ferrule; Sleeve for 1 mm² / AWG 18; insulated; electro-tin plated; electrolytic copper; gastight crimped; acc. to DIN 46228, Part 4/09.90

216-243

Downloads**Documentation****Bid Text**

2020-208

docx
15.5 kB

Download

Additional Informationpdf
2.1 MB

Download

CAD/CAE - Smart Data**CAD data**

3D Download 2020-208

URL

Download

Product family**X-COM S-Mini**Show all products from the family

Subject to changes.